



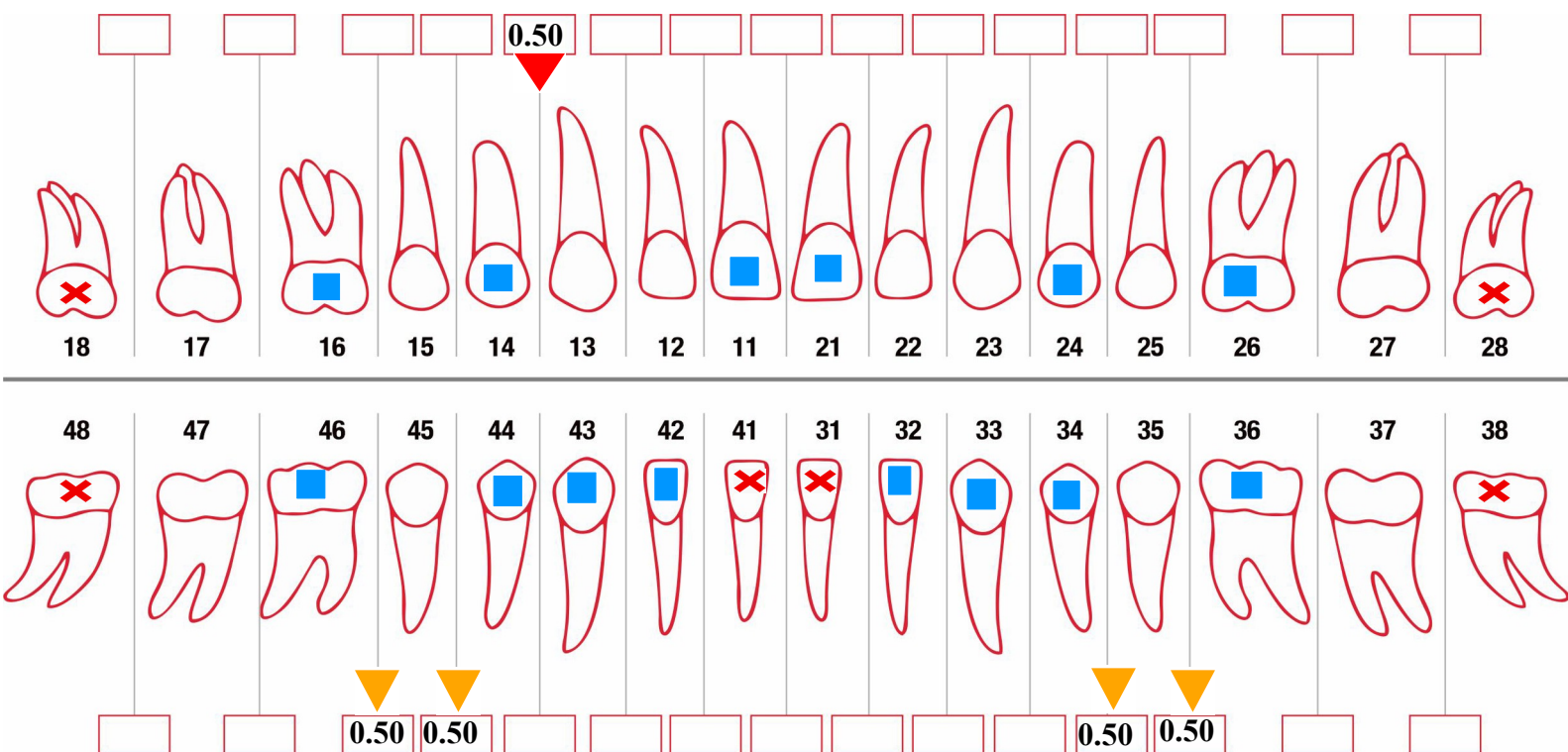
# DENTAL MODEL ANALYSIS REPORT



## IPR CHART

## SYMBOLS

IPR



\* IPR to be processed :

- before aligner #1- IPR = 0.50mm
- before aligner #5 - IPR = 0.50mm

▼ before aligner #5 - IPR = 0.50mm

## TOOTH MOVEMENT - **MAXILLA**

Tooth	18	17	16	15	14	13	12	11	21	22	23	24	25	26	27	28
Inclination +/- [°]	0.0	0.0	0.0	0.0	1.6	1.4	-2.0	12.0	14.6	-3.4	4.4	10.5	0.0	0.0	0.0	0.0
Angulation +/- [°]	0.0	0.0	0.0	0.0	-0.4	-1.8	0.0	0.4	-2.3	-5.2	-5.7	-0.7	0.0	0.0	0.0	0.0
Rotation +/- [°]	0.0	0.0	0.0	0.0	-6.0	-5.8	0.0	-2.4	-14.1	-4.8	-2.2	-7.0	0.0	0.0	0.0	0.0
Mesial +/- [mm]	0.00	0.01	0.01	0.00	0.00	-0.53	-0.21	0.17	-0.71	-0.90	-0.57	0.53	0.11	0.01	0.00	0.00
Vestibular +/- [mm]	0.00	0.00	0.00	0.00	0.00	-0.47	-1.25	-1.59	-1.22	0.26	1.33	1.18	0.48	0.00	0.00	0.00
Occlusal +/- [mm]	0.00	0.10	0.10	0.10	0.10	-0.03	0.00	-0.01	0.01	0.73	0.01	0.09	0.11	0.10	0.10	0.00

Inclination - Buccal / Lingual Crown Torque  
 Vestibular - Buccal / Lingual  
 Mesial - Mesial / Distal

Angulation - Mesial / Distal Crown  
 Occlusal - (-ve) Intrusion / (+ve) Extrusion

## TOOTH MOVEMENT - **MANDIBLE**

Tooth	48	47	46	45	44	43	42	41	31	32	33	34	35	36	37	38
Inclination +/- [°]	0.0	0.0	0.0	0.0	0.0	7.6	-5.7	0.0	0.0	-9.3	8.2	0.0	0.0	0.0	0.0	0.0
Angulation +/- [°]	0.0	0.0	-2.8	-2.9	-3.0	2.4	-3.3	0.0	0.0	8.7	2.3	-3.0	-2.9	-2.9	0.0	0.0
Rotation +/- [°]	0.0	0.0	-1.1	-0.6	-0.2	22.2	2.9	0.0	0.0	6.4	33.5	-0.4	-0.6	-0.6	0.0	0.0
Mesial +/- [mm]	0.00	0.01	-0.04	-0.46	-0.92	-0.03	-1.18	0.00	0.00	-1.50	-0.19	-1.31	-0.49	-0.06	0.01	0.00
Vestibular +/- [mm]	0.00	0.00	0.01	-0.11	-0.16	-1.03	-1.85	0.00	0.00	-1.82	-1.96	-0.14	-0.26	0.00	0.00	0.00
Occlusal +/- [mm]	0.00	0.10	0.09	0.09	0.02	-1.42	0.19	0.00	0.00	-0.13	-0.91	-0.04	0.10	0.09	0.10	0.00

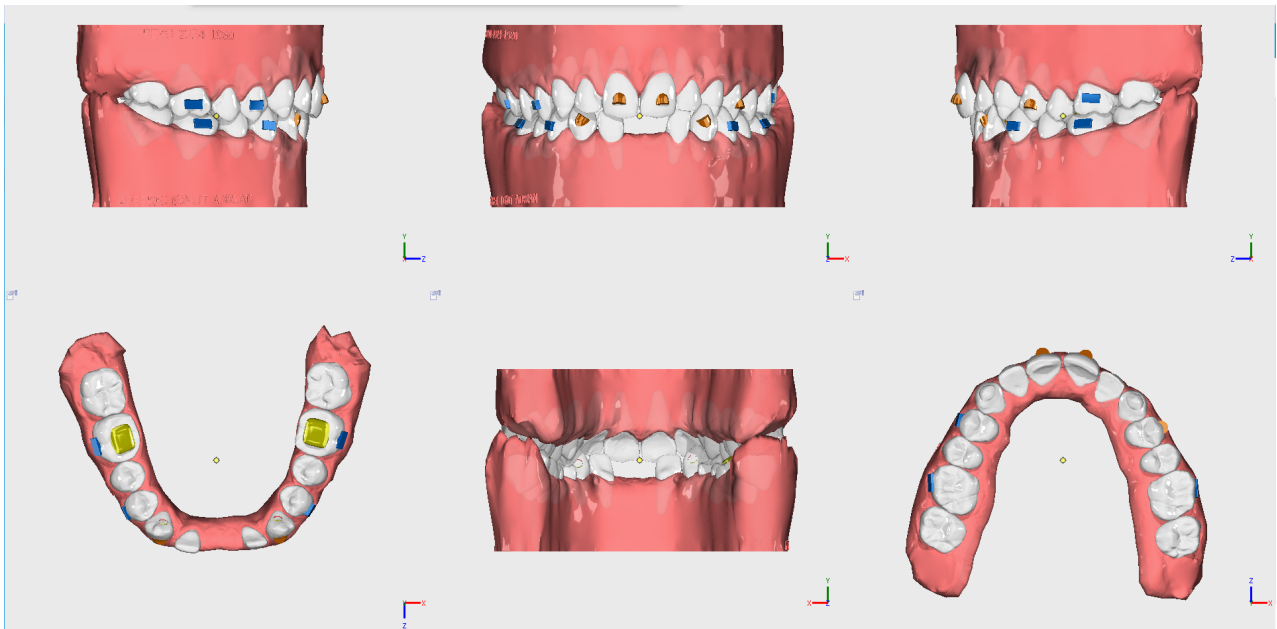
### Special considerations:

- 1) BOND ATTACHMENTS before aligners using the Template aligner provided if indicated.
- 2) Please place any buttons or elastics if indicated in the plan for complete correction of rotated teeth.
- 3) Please check for IPR if added for opening contacts and should be diligently carried out as indicated in the plan.
- 4) Kindly monitor the patient every 4-5th aligner stage.
- 5) In case of mid treatment ill fit aligner, kindly continue wearing the last best fitting aligner and provide us a new scan. Continue wearing the aligners till your next sets arrives.

### Please Note:

- 1) Patient is advised to do flossing between the teeth regularly to keep the contacts passive.
- 2) IPR done in stages before aligner number 1 and aligner number 5.
- 3) We would incorporate bite block lower aligner for cross bite correction during the course of treatment to carry out the required tooth movements, which are not to be replicated intraorally.
- 4) Attachment done in stages before aligner number 1 and aligner number 5.
- 5) We have done extraction of 18,28,38,48,71,81.

## INITIAL POSITION



## FINAL POSITION

