

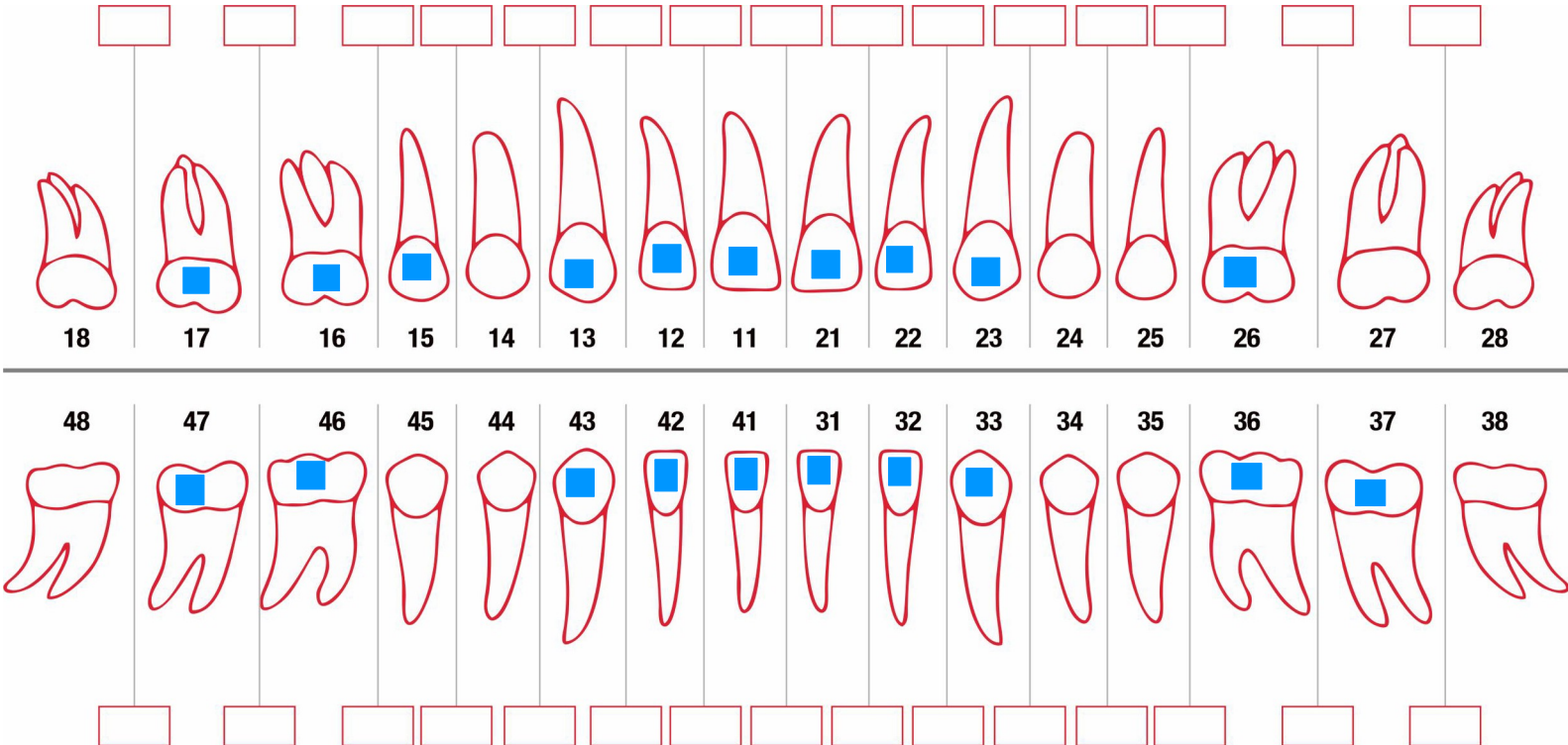


DENTAL MODEL ANALYSIS REPORT



IPR CHART

SYMBOLS



TOOTH MOVEMENT - **MAXILLA**

Tooth	18	17	16	15	14	13	12	11	21	22	23	24	25	26	27	28
Inclination +/- [°]		0.0	7.0	0.0		10.1	0.8	4.8	0.9	-13.2	10.5			3.9	0.9	
Angulation +/- [°]		0.0	-9.8	0.0		0.0	-8.6	-5.0	1.8	-16.1	-4.5			-5.9	-1.9	
Rotation +/- [°]		0.0	0.7	0.0		0.0	-5.9	3.0	-1.5	-3.0	-8.5			0.4	0.4	
Mesial +/- [mm]		1.43	1.50	1.50		-5.14	-4.07	-1.33	0.16	-3.52	-5.29			0.00	0.00	
Vestibular +/- [mm]		0.00	0.00	0.00		-1.33	-3.72	-4.21	-4.56	-5.65	-2.51			0.00	0.00	
Occlusal +/- [mm]		0.11	0.39	0.02		-2.14	-2.42	-0.91	-0.89	-3.76	-1.16			0.00	0.10	

Inclination - Buccal / Lingual Crown Torque
 Vestibular - Buccal / Lingual
 Mesial - Mesial / Distal

Angulation - Mesial / Distal Crown
 Occlusal - (-ve) Intrusion / (+ve) Extrusion

TOOTH MOVEMENT - **MANDIBLE**

Tooth	48	47	46	45	44	43	42	41	31	32	33	34	35	36	37	38
Inclination +/- [°]	0.0	0.0	0.0		0.0	3.2	-0.5	-6.4	-6.1	-2.8	-1.7	0.0		0.0	1.5	0.0
Angulation +/- [°]	0.0	-12.3	-1.0		0.0	-1.4	4.0	0.8	2.3	2.8	-0.4	0.0		0.0	-7.2	0.0
Rotation +/- [°]	0.0	-4.1	-0.2		0.0	-25.5	-7.4	-0.5	5.5	9.7	-4.1	0.0		0.0	-11.0	0.0
Mesial +/- [mm]	0.00	0.02	-0.09		-2.70	-2.69	-1.21	0.54	-1.39	-2.60	-4.14	-4.30		0.46	0.39	0.00
Vestibular +/- [mm]	0.00	0.00	0.01		-0.02	-0.45	-2.86	-3.50	-3.78	-3.46	-1.69	-0.01		0.95	0.68	0.00
Occlusal +/- [mm]	0.00	0.00	0.05		-1.33	-1.70	-2.80	-3.29	-3.59	-3.59	-2.29	-0.58		0.03	0.17	0.00

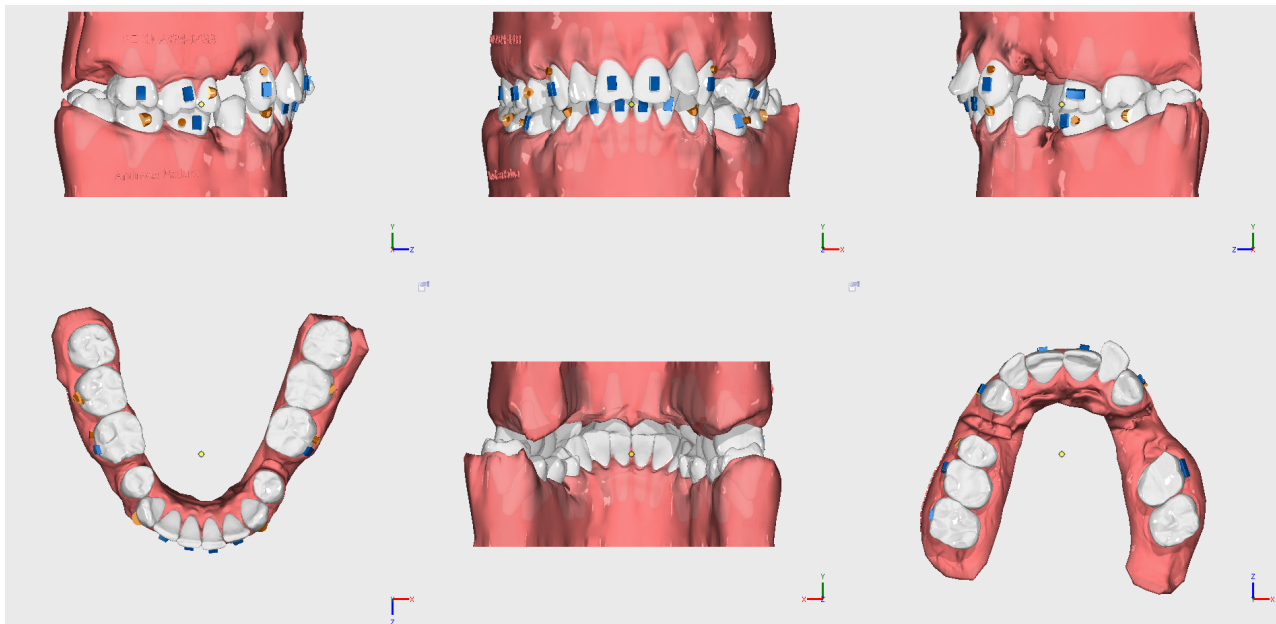
Special considerations:

- 1) BOND ATTACHMENTS before aligners using the Template aligner provided if indicated.
- 2) Please place any buttons or elastics if indicated in the plan for complete correction of rotated teeth.
- 3) Please check for IPR if added for opening contacts and should be diligently carried out as indicated in the plan.
- 4) Kindly monitor the patient every 4-5th aligner stage.
- 5) In case of mid treatment ill fit aligner, kindly continue wearing the last best fitting aligner and provide us a new scan. Continue wearing the aligners till your next sets arrives.

Please Note:

- 1) We have planned molar protraction upto 1.50 mm, once the movement reaches this position we request to send us new scan file to assess further movement.
- 2) You are requested to bond buttons to incorporate class II elastics of 1/4" - 3.5 OZ from (13-46) till aligner number 21 and (23 -36) during the course of treatment to carry out the required tooth movements.
- 3) Complete rotation correction with severely rotated teeth (especially lateral incisors and canines) may/may not happen with aligners alone and you might need to use buttons and elastics if required.
- 4) You are requested to bond buttons to incorporate class III elastics of 1/4" - 3.5 OZ from (16 -43) before aligner number 22 during the course of treatment to carry out the required tooth movements.
- 5) We have given attachment in 3 stages before aligner number 1, 2nd before aligner number 10 and before aligner number 22.

INITIAL POSITION



FINAL POSITION

